

NOCCHI DPV

ELECTRIC SUBMERSIBLE PUMP FOR WASTE WATER DRAINAGE

COMPACT AND PRACTICAL, EASILY TRANSPORTED FOR EMERGENCY USE

DPV submersible pumps for waste water are designed for domestic applications, and can be used to convey water containing impurities with a diameter up to 25 mm, to empty cess pit drains. Hose connector \varnothing 32 supplied. Automatic version (aut) equipped with float switch.

MOTOR

- Electric asynchronous single phase motor with permanently activated capacitor and incorporated thermal cutout protection.
- Protection rating IP 68.
- Insulation class F.
- Fully insulated cable connection chamber.
- Rotation speed 2850 rpm.

APPLICATIONS

- Drainage of domestic waste water
- Emptying of areas, tanks and wells

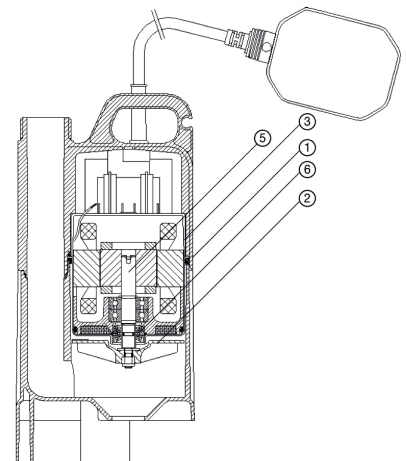
APPLICATION DATA

- Type of liquid: waste water with suspended solid bodies.
- Maximum liquid temperature: 40°C.
- Maximum immersion below water level: 7 m.
- Minimum drainage level: 35 mm.
- Free transit of solid bodies: 25 mm.



TABLE OF MATERIALS

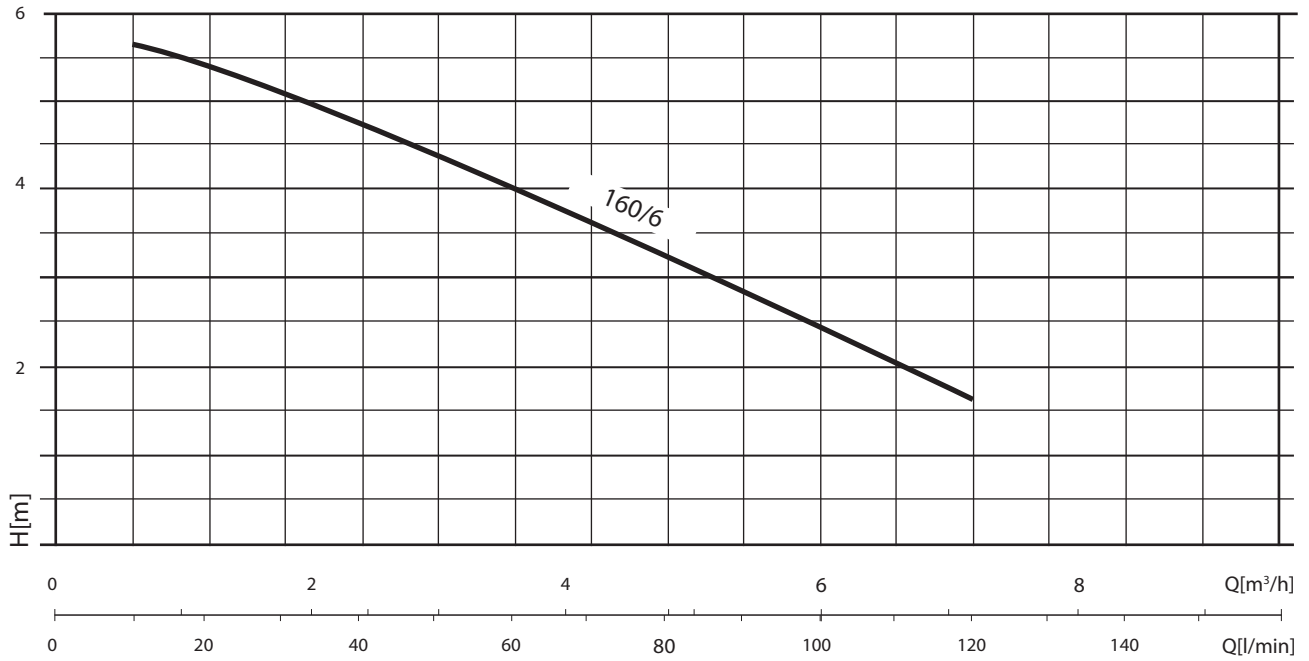
Component	Material
1 Pump body	Technopolymer
2 Impeller	Technopolymer
3 Motor body	Stainless steel X 8 CrNi 18-10 (AISI 304)
4 Power cable	10 m H07 RN-F with plug
5 Motor shaft	Stainless steel X 12 CrS 13 (AISI 416) with ceramic coating at points of wear on the seal
6 Seal	Double fixed seal in rubber NBR70 lubricated in oil chamber



NOCCHI DPV

ELECTRIC SUBMERSIBLE PUMP FOR WASTE WATER DRAINAGE

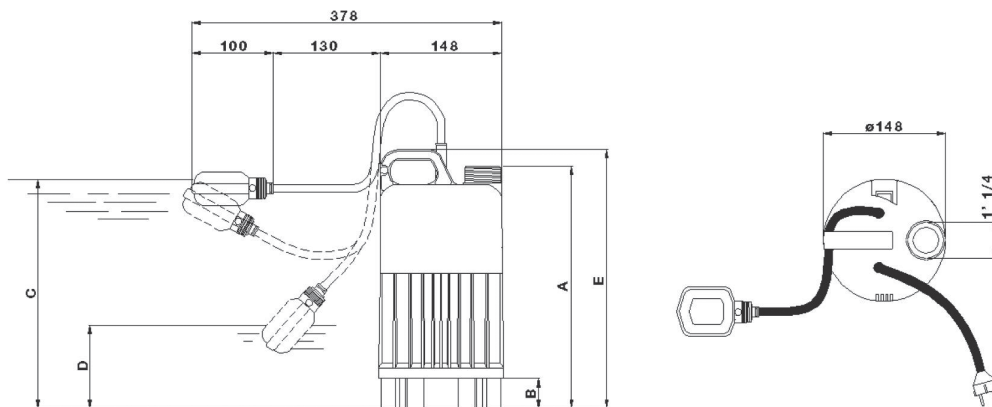
HYDRAULIC PERFORMANCE



PERFORMANCE TABLE

MODEL	P1		VOLT	I _n (A)	μF	Q	L/ min	0	20	60	80	100
	HP	kW						0	1.2	3.6	4.8	6
DPV 160/6 M DPV 160/6 AUT.*	0.56	0.41	1 ~ 230 V	1.9	10	m.c.a. m.w.c.	6.5	5.4	4.2	3.3	2.4	

* Automatic version equipped with float switch.



OVERALL DIMENSIONS AND WEIGHTS

MODEL	Dimensions (mm)					Weight (kg)
	A	B	C	D	E	
DPV 160/6 AUT	284	35	330	15	304	4.2

* The connect/disconnect levels refer to the version with float switch.
The minimum drainage level refers to manual operating mode.